



VARILITE Band-It™

The *VARILITE* Band-It™ positions the lower extremities, and is ideal for individuals with poor lower extremity control, spasticity, impaired sensation, eversion/inversion malalignments, body-scheme deficits, and heel cord shortening.

The Band-It is made with soft closed-cell foam covered in knit fabric edged with a nylon binding. The front closure is a high-strength, molded side squeeze buckle. The Band-It attaches to the footplate of a wheelchair.

VARILITE Band-It has a **Dynamic Positioning Strap**. Dynamic positioning allows freedom of ankle movement, which prevents joint stiffening. If the client has increased extensor tone, the dynamic component keeps the foot in place, while maintaining flexion at the ankle.

Dynamic positioning is achieved by adjusting the length of the webbing within the tension lock. For a dynamic effect, the webbing is left lax (Fig.5), while for a static effect, the webbing is pulled taunt through the tension lock (Fig.6).

Size Selection and Mounting:

The Band-it is designed to secure around the ankle, with the body of the device extending over the top of the client’s shoes to distribute pressure over a larger area. ***It is important that a client wear shoes and socks during Band-it use.***

Measure the circumference of the ankle, two finger widths above the mal-leoli (Fig.7). When measuring, the client should be wearing shoes, socks and applicable orthoses.

Extra Small	4 1/2 - 6 in.	(12 - 15 cm)	Medium	9 - 11 in.	(23 - 28 cm)
Small	6 - 9 in.	(15 - 23 cm)	Large	11 - 13 in.	(28 - 33 cm)

To allow for greater range of motion at the ankle, place the mounting hardware away from the foot; for less motion, mount the hardware closer to the sides of the foot (Fig.8). Hardware placement should be made in col-laboration with a therapist or other qualified health care provider.

As with all positioning devices, perform regular skin checks to monitor skin condition and promptly inform the client’s health care provider of any redness or open areas.

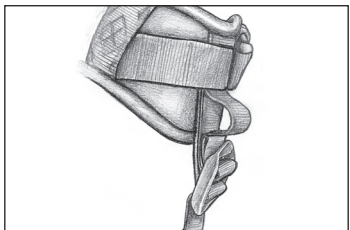


Fig. 5 - Band-It in Dynamic mode

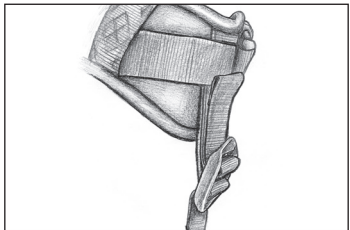


Fig. 6 - Band-It in Static mode

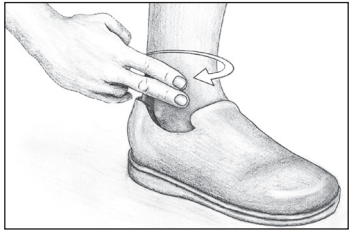


Fig. 7 - Measuring Ankle



Fig. 8 - Hardware placement options

Band-It™

Part #	Description	Buckle	Closure	Webbing	Fits Circumference of:
89003	Ankle Support, Extra Small	Side Squeeze, Single Pull	Molded	3/4 in. (1.9 cm)	4 1/2 - 6 in. (10 - 15 cm)
89000	Ankle Support, Small	Side Squeeze, Single Pull	Molded	1 in. (2.5 cm)	6 - 9 in. (15 - 23 cm)
89001	Ankle Support, Medium	Side Squeeze, Single Pull	Molded	1 in. (2.5 cm)	9 - 11 in. (23 - 28 cm)
89002	Ankle Support, Large	Side Squeeze, Single Pull	Molded	1 in. (2.5 cm)	11 - 13 in. (28 - 33 cm)



Secondary Supports

VARILITE™ Secondary Supports position the pelvis, upper body, and lower body.

Seating professionals value our attention to detail and effective designs. Therapists combine VARILITE Hip Belt, Contoured Chest Harness, and Band-It™ with our seat cushions and back support systems to create a complete postural support solution.



Users and caregivers value the styling, comfort and ease of use of VARILITE Secondary Supports. Made with quality. Attractive and effective.

SECONDARY SUPPORTS

Secondary Supports



Tri-End Fittings

- Standard with Hip Belt, Chest Harness and Band-It
- Steel with a black powder coat finish
- Mounts to a flat surface with a spacer or bolts to wheelchair frame
- Includes attaching hardware

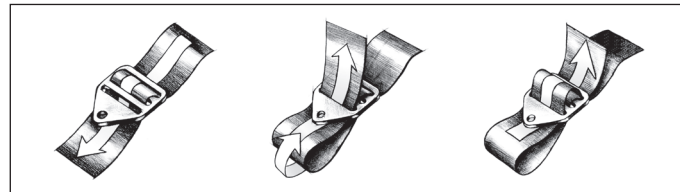
Camlocks

- Standard with Chest Harness
- Adjustable
- Mounts to a flat surface with a spacer or bolts to wheelchair frame
- Includes attaching hardware

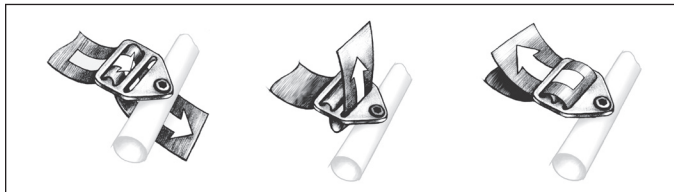
Frame Clamps

- Steel neoprene rubber coating
- Use with Tri-Ends and Camlocks to eliminate drilling
- Includes attaching hardware

A set of tri-end fittings is included with each *VARILITE* Hip Belt, Contoured Chest Harness, and Band-It, and can be at-tached to the wheelchair by bolting directly to the frame or by wrapping the webbing around the frame. Dual tri-end has two screw holes.



Threading the Tri-End so that the webbing can be secured around the chair frame.



Threading the Tri-End so that it can be bolted directly to the wheelchair frame or a Frame Clamp.

Tri-End and Dual Tri-End Fittings

Part #	Description	For Webbing Width:
80000	Tri-End Fitting, pair	3/4 in. (1.9 cm)
80100	Tri-End Fitting, pair	1 in. (2.5 cm)
80200	Tri-End Fitting, pair	1 1/2 in. (3.8 cm)
80300	Tri-End Fitting, pair	2 in. (5 cm)
80500	Dual Tri-End Fitting, Set of 4	1 in. (2.5 cm)

Camlocks

Part #	Description	For Webbing Width:
80001	Cam Lock, pair	1 in. (2.5 cm)

Frame Clamps

Part #	Description	For Webbing Width:
80102	Frame Clamp, pair	3/4 in. (1.9 cm)
80202	Frame Clamp, pair	7/8 in. (2.2 cm)
80302	Frame Clamp, pair	1 in. (2.5 cm)



4000 1st Avenue South
Seattle, WA 98134
Phone: (800) 827-4548
Fax: (206) 343-5795
www.varilite.com

Authorized EU Representative:
Cascade Designs, Limited
Dwyer Road, Midleton, Co. Cork
Republic of Ireland



VARILITE 2-Point Hip Belt attaches at two points, with padding placed relative to the ASIS (anterior superior iliac spine) to provide pelvic support or stability. Attach to the side wheelchair canes to promote anterior pelvic tilt. Attach to the canes or solid back, several inches above the seat-to-back junction for posterior pelvic tilt.

VARILITE 2-Point Hip Belts are available with a choice of buckle and pull types. Pads are made with soft closed-cell foam covered with breathable knit fabric.



Metal to Metal, Push button, Single Pull - Adjustment is made by pulling a single D-ring away from the user's midline.



Metal to Metal, Side Squeeze, Single Pull - Metal-to-metal side squeeze buckles require more pressure to release than a push button buckle.



Molded, Side Squeeze, Dual Front Pull - Adjustment is made by pulling two D-rings on either ends of the buckle.



Molded, Side Squeeze, Dual Reverse Pull - Adjustment is made by pulling the D-rings toward the user's midline.

2-Point Hip Belts

Part #	Description	Buckle	Closure	Webbing	Pad Dimension	Length
83212	2-Point, Padded Hip Belt, Medium	Push Button, Single Pull	Metal-to Metal	1 1/2 in. (3.8 cm)	9 x 2 1/2 in. (22 x 6.3 cm)	60 in. (152 cm)
83312	2-Point, Padded Hip Belt, Large	Push Button, Single Pull	Metal-to Metal	1 1/2 in. (3.8 cm)	10 5/8 x 2 1/2 in. (27 x 6.3 cm)	60 in. (152 cm)
83012	2-Point, Padded Hip Belt, Extra Small	Side Squeeze, Single Pull	Metal-to Metal	1 in. (2.5 cm)	4 x 1 1/2 in. (10 x 3.8 cm)	48 in. (121 cm)
83112	2-Point, Padded Hip Belt, Small	Side Squeeze, Single Pull	Metal-to Metal	1 in. (2.5 cm)	6 x 1 1/2 in. (15 x 3.8 cm)	50 in. (127 cm)
85012	2-Point, Padded Hip Belt, Extra Small	Side Squeeze, Single Pull	Molded	1 in. (2.5 cm)	4 x 1 1/2 in. (10 x 3.8 cm)	48 in. (121 cm)
85112	2-Point, Padded Hip Belt, Small	Side Squeeze, Single Pull	Molded	1 in. (2.5 cm)	6 x 1 1/2 in. (15 x 3.8 cm)	50 in. (127 cm)
84212	2-Point, Padded Hip Belt, Medium	Side Squeeze, Dual Pull	Molded	1 1/2 in. (3.8 cm)	9 x 2 1/2 in. (22 x 6.3 cm)	60 in. (152 cm)
84312	2-Point, Padded Hip Belt, Large	Side Squeeze, Dual Pull	Molded	1 1/2 in. (3.8 cm)	10 5/8 x 2 1/2 in. (27 x 6.3 cm)	48 in. (152 cm)

Reverse Pull

Part #	Description	Buckle	Closure	Webbing	Pad Dimension	Length
83216	2-Point, Padded Hip Belt, Medium	Push Button, Reverse Pull	Metal-to Metal	1 1/2 in. (3.8 cm)	9 x 2 1/2 in. (22 x 6.3 cm)	60 in. (152 cm)
83316	2-Point, Padded Hip Belt, Large	Push Button, Reverse Pull	Metal-to Metal	1 1/2 in. (3.8 cm)	10 5/8 x 2 1/2 in. (27 x 6.3 cm)	60 in. (152 cm)
83016	2-Point, Padded Hip Belt, Extra Small	Side Squeeze, Reverse Pull	Metal-to Metal	1 in. (2.5 cm)	4 x 1 1/2 in. (10 x 3.8 cm)	48 in. (121 cm)
83116	2-Point, Padded Hip Belt, Small	Side Squeeze, Reverse Pull	Metal-to Metal	1 in. (2.5 cm)	6 x 1 1/2 in. (15 x 3.8 cm)	50 in. (127 cm)
85016	2-Point, Padded Hip Belt, Extra Small	Side Squeeze, Reverse Pull	Molded	1 in. (2.5 cm)	4 x 1 1/2 in. (10 x 3.8 cm)	48 in. (121 cm)
85116	2-Point, Padded Hip Belt, Small	Side Squeeze, Reverse Pull	Molded	1 in. (2.5 cm)	6 x 1 1/2 in. (15 x 3.8 cm)	50 in. (127 cm)



Metal to Metal, Push button, Front Single Pull - Single pull adjustment is made by pulling a D-ring away from the user's midline.



Molded, Side Squeeze, Dual Front Pull - Adjustment is made by pulling two D-rings on either ends of the buckle. Available in front pull.



Metal to Metal, Aircraft Latch, Single Front Pull - Mechanism is ideal for clients with limited hand function.

Cleaning

VARILITE secondary supports are machine washable. Remove all hardware. Place the hip belt, chest harness or Band-It in a large sock or pillowcase to prevent damage. Air dry.

4-Point Hip Belts

Part #	Description	Buckle	Closure	Webbing	Pad Dimension	Length
83214	4-Point, Padded Hip Belt, Medium	Push Button, Single Pull	Metal-to Metal	1 1/2 in. (3.8 cm)	9 x 2 1/2 in. (22 x 6.3 cm)	60 in. (152 cm)
83314	4-Point, Padded Hip Belt, Large	Push Button, Single Pull	Metal-to Metal	1 1/2 in. (3.8 cm)	10 5/8 x 2 1/2 in. (27 x 6.3 cm)	60 in. (152 cm)
85014	4-Point, Padded Hip Belt, Extra Small	Side Squeeze, Single Pull	Metal-to Metal	1 in. (2.5 cm)	4 x 1 1/2 in. (10 x 3.8 cm)	48 in. (121 cm)
85114	4-Point, Padded Hip Belt, Small	Side Squeeze, Single Pull	Metal-to Metal	1 in. (2.5 cm)	6 x 1 1/2 in. (15 x 3.8 cm)	50 in. (127 cm)
84214	4-Point, Padded Hip Belt, Medium	Side Squeeze, Dual Pull	Molded	1 1/2 in. (3.8 cm)	9 x 2 1/2 in. (22 x 6.3 cm)	60 in. (152 cm)
84314	2-Point, Padded Hip Belt, Large	Side Squeeze, Dual Pull	Molded	1 1/2 in. (3.8 cm)	10 5/8 x 2 1/2 in. (27 x 6.3 cm)	60 in. (152 cm)

Unpadded Hip Belts

Part #	Description	Buckle	Closure	Webbing	Length
81022	2-Point, Unpadded Hip Belt, Medium	Aircraft Latch, Single Pull	Metal-to Metal	2 in. (5 cm)	60 in. (152 cm)
82022	2-Point, Unpadded Hip Belt, Large	Push Button, Single Pull	Metal-to Metal	2 in. (5 cm)	60 in. (152 cm)

VARILITE 4-Point Hip Belt provides four directions of pull, and is appropriate when the client has moderate to severe positioning needs, such as pelvic rotations and windswept deformities.

A 4-point hip belt may be more effective than a 2-point belt to decrease anterior pelvic tilt. Place the padded portion of the hip belt across the ASIS, and attach the belt to the back canes or to a solid back, several inches above the back-to-seat junction.

VARILITE Unpadded Hip Belt attaches to the wheelchair at two points and is a single front pull belt.



Top Pull, Side Squeeze - A top pull chest harness is ideal for caregivers who position the user from behind.



Chest Belt - D-ring for limited hand adjustment. Right or left hand adjustment.

VARILITE Contoured Chest Harness is designed for an anatomically optimal fit. Its contoured shape and molded channels allow the pads to curve, especially around breast tissue and other natural contours. Pads are constructed of low-slip, laminated closed-cell foam, edge-bonded for durability and comfort, with a dynamic positioning strap that gives the user the option of a static or dynamic harness. Dynamic movement is beneficial during functional activities, such as reaching, or for clients with spasticity.

A chest harness should always be used in conjunction with a hip belt and always requires a solid back system. VARILITE Contoured Chest Harness includes camlock and tri-end hardware for attachment to the wheelchair. Camlocks secure top webbing to the solid back system.

VARILITE Contoured Chest Harnesses are available in Pediatric to Adult sizes.

VARILITE chest harness has a **Dynamic Positioning Strap** at the top of the pad that allows dynamic movement. An elastic strap is threaded through a tri-glide in combination with the top webbing. When the webbing is pulled tightly through the tri-glide, the elastic component is eliminated, providing a static effect (Fig.1). When threaded loosely, the dynamic component is engaged allowing the user freedom of movement (Fig. 2).

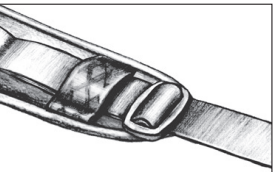


Fig. 1 - Dynamic Strap in static mode.

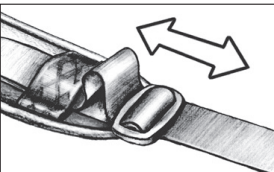


Fig. 2 - Dynamic Strap in stretch mode.

A chest belt is placed across the chest, just under the armpits, to provide mild upper torso support. **Never place a chest belt across the abdomen.**

VARILITE Chest Belt can also be used as a thigh belt to assist in lower extremity positioning. **A thigh belt should not be used without a hip belt unless the client has good pelvic control.**

Contoured Chest Harnesses

Part #	Description	Buckle	Closure	Webbing	Pad Dimension
87115	Contoured Chest Harness, Extra Small	Side Squeeze and Sholder Cam	Molded	3/4 in. (1.9 cm)	9 x 1 1/2 in. (22 x 3.8 cm)
87215	Contoured Chest Harness, Small	Side Squeeze and Sholder Cam	Molded	1 in. (2.5 cm)	13 3/4 x 1 3/4 in. (35 x 4.5 cm)
87315	Contoured Chest Harness, Medium	Side Squeeze and Sholder Cam	Molded	1 in. (2.5 cm)	16 x 1 3/4 in. (40 x 4.5 cm)
87415	Contoured Chest Harness, Large	Side Squeeze and Sholder Cam	Molded	1 in. (2.5 cm)	18 x 1 3/4 in. (46 x 4.5 cm)

Chest Belt

Part #	Description	Buckle	Closure	Webbing	Length
88027	Chest Belt	None; Single Pull	Hook & Loop	2 in. (5 cm)	55 in. (146 cm)