

ORDER FORM HYBRID AND MANUAL RANGE

Distributor: **49 Bespoke Inc.**

Country:

User name:

Dealer:

City:

Phone/E-Mail:


My order number:

Order date:

MODEL

BATEC HYBRID

9,200.00 \$




Colour



Graphite
B25.05.001

BATEC QUAD HYBRID

9,990.00 \$



Colour



Graphite
B25.06.001

MODEL AVAILABLE UNTIL END OF STOCK

BATEC QUAD MANUAL

5,500.00 \$

Colour



Graphite
B25.02.001



Orange
B25.02.004

BATEC 4 ALL

<input type="checkbox"/>	Hybrid Para – shorten crankarm 152 mm B27.14.50	300.00 \$	<input type="checkbox"/>	Hybrid para - Magic lever + reverse braking B27.14.54	780.00 \$
<input type="checkbox"/>	Hybrid Para – 3 hole crankarm B27.14.58	300.00 \$	<input type="checkbox"/>	Hybrid quad - Gear shifter right hand B27.14.55	142.00 \$
<input type="checkbox"/>	Hybrid para - Thumb shifter B27.14.51	78.00 \$	<input type="checkbox"/>	Hybrid quad - Softer reverse brake & gear shifter springs B27.14.56	125.00 \$
<input type="checkbox"/>	Hybrid para - Tetra handles B27.14.52	300.00 \$	<input type="checkbox"/>	Hybrid para / quad - 25 kph motor & 36t chainring B27.14.57	940.00 \$
<input type="checkbox"/>	Hybrid para - Magic lever B27.14.53	624.00 \$			

ACCESORIES

BATEC EXCURSION 2 front rucksack
(Includes BATEC PORTA luggage rack.)

350.00 \$



BATEC BOSSA rucksack

80.00 \$



BATEC CINCHA tow hooks

240.00 \$



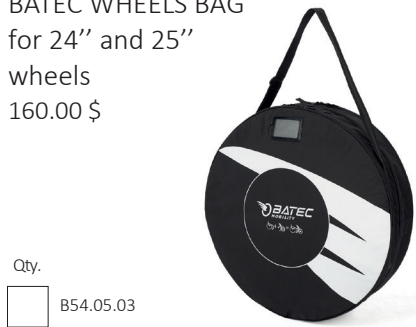
BATEC 4KG Weight

360.00 \$



BATEC WHEELS BAG for 24" and 25" wheels

160.00 \$



WHEELCHAIR WHEELS

SPINERGY




- Size 24", 25" and 26" Sold by pair To circle the spoke color
- SPINERGY L/SL
Black, Blue, Red, Yellow, or White B54.04.491 1,093.00 \$
 - SPINERGY LX/SLX
Black, Blue, Red, Yellow, White, Green, Orange, or Pink B54.04.492 1,338.00 \$
 - SPINERGY XLX/XSLX
Black, Blue, Red, Yellow, White, Green, Orange, or Pink B54.04.493 1,408.00 \$

All SpinerGY wheels are supplied as a standard with Marathon Plus Schwalbe tires.

Handrims

<input type="checkbox"/> STD Aluminium	No charge
<input type="checkbox"/> CarboLife Curve Grip L B54.04.51	798.00 \$
<input type="checkbox"/> CarboLife Gekko L B54.04.50	798.00 \$



BATEC WHEELS BAG for 24" and 25" wheels

B54.05.03 160.00 \$

BATEC RODES off-road wheels



- BATEC RODES off-road wheels B54.04.03 670.00 \$

All BATEC RODES off-road wheels are supplied as a standard with aluminium handrims. Ask us for vinyl handrims under request.

BATEC WHEELS BAG 24" and 25" wheels

B54.05.03 160.00 \$



SOFTWHEEL to use with your Batec



All Softwheel wheels are supplied as a standard with Marathon Plus Schwalbe tires.







- SOFTWHEEL 3.0 OW A (55 - 75 kg) / B54.04.33 2,795.00 \$
- SOFTWHEEL 3.0 OW B (75 - 95 kg) / B54.04.34 2,795.00 \$

End User Weight: _____




Handrims

<input type="checkbox"/> STD Aluminium	No charge
<input type="checkbox"/> CarboLife Gekko 24" B54.04.54	798.00 \$
<input type="checkbox"/> CarboLife Curve Grip L 24" B54.04.55	798.00 \$











BRACKETS











-  D1 PV3 - Flat V shape brackets for fixed frame B53.01.10 375.00 \$
-  D1 CNC - Machined brackets for folding frame B53.01.11 640.00 \$
-  D1 PS3 - PANTHERA BRACKETS for Short frame B53.01.50 395.00 \$
-  D1 PL3 - PANTHERA BRACKETS for Long frame B53.01.51 395.00 \$

WHEELLOCKS






-  D3 NR - Standard Brakes push-to-lock mounted on Batec Clamps B53.03.10 175.00 \$
-  D3 NTA - Aluminium Scissor Brakes mounted on Batec clamps B53.03.11 175.00 \$
-  D3 NT - Composite Scissor Brakes mounted on Batec clamps B53.03.12 350.00 \$

STANDARD CLAMPS








-  D2 N19 - Round tube wheelchair clamps Ø19mm B53.02.40 140.00 \$
-  D2 N22 - Round tube wheelchair clamps Ø22mm B53.02.41 140.00 \$
-  D2 N25 - Round tube wheelchair clamps Ø25mm B53.02.42 140.00 \$
-  D2 N28.8 - Round tube wheelchair clamps Ø28.8mm B53.02.43 140.00 \$
-  D2 N30 - Round tube wheelchair clamps Ø30mm B53.02.44 140.00 \$
-  D2 N31.6 - Round tube wheelchair clamps Ø31.6mm B53.02.45 140.00 \$
-  D2 N35 - Round tube wheelchair clamps Ø35mm B53.02.46 140.00 \$
-  D2 NH - QUICKIE oval tube wheelchair clamps (for HELIUM & XENON) B53.02.47 140.00 \$
-  D2 NJ - PROGEO JOKER oval tube wheelchair clamps B53.02.48 140.00 \$
-  D2 NT - PROGEO TEKNA / NOIR oval tube wheelchair clamps B53.02.49 140.00 \$

-  D2 NC - CYCLONE XLR oval tube wheelchair clamps B53.02.50 140.00 \$
-  D2 NB - OTTOBOCK BLIZZARD oval tube wheelchair clamps B53.02.51 140.00 \$
-  D2 NPR - TNS PROVAL oval tube wheelchair clamps B53.02.52 140.00 \$
-  D2 N19-22 - PANTHERA- Round tube wheelchair clamps Ø19mm / Ø 20mm B53.02.54 140.00 \$
-  D2 AVANG – Clamps for OTTOBOCK Avantgarde round tube wheelchairs B53.02.55 175.00 \$
-  D2 MN30 – Clamps for MEYRA Nano Ø 30 mm round tube wheelchairs B53.02.56 175.00 \$
-  D2 MP25 – Clamps for MEYRA Ø 25mm folding round tube wheelchairs B53.02.57 175.00 \$
-  D2 AM – Custom clamps B53.02.58 395.00 \$
-  D2 KRIP – OVAL TUBE CLAMPS (QUICKIE KRIPTON) B53.02.59 175.00 \$
-  D2 DUKE – Oval tube clamps (PROGEO DUKE/NOIR 2.0) B53.02.60 175.00 \$

SPECIAL CLAMPS SETS

-  D6 ADV - KUSCHALL ADVANCE CLAMPS SET (clamps + adaptor) B53.06.01 395.00 \$
-  D6 EGO - PROGEO EGO CLAMPS SET (clamps + adaptor) B53.06.02 395.00 \$
-  D6 ICO - ICON CLAMPS SET (clamps + adaptor) B53.06.03 395.00 \$
-  D6 CS1 - CSEI CLAMPS SET (clamps + adaptor) B53.06.04 395.00 \$
-  D6 CS2 - CSEI EVO CLAMPS SET (clamps + adaptor) B53.06.05 395.00 \$

ADAPTORS

-  D5 PRO - Adaptors for Pro Activ wheelchairs B53.05.03 205.00 \$
-  Adaptors for fixed frame w/ tapered seat B53.05.04 140.00 \$
-  D5 RE - Adaptor for moving the rear clamp backwards for fixed frame B53.05.05 140.00 \$
-  D5 PU - Adaptor for saving a seat bar for fixed frame B53.05.06 150.00 \$
-  D5 BA - Adaptor for moving the clamps for folding frame B53.05.07 270.00 \$
-  D5 ES – Set of spacers for fixed or folding frame wheelchairs or D5 50 B53.05.08 75.00 \$
-  D5 REC – Curve adaptor for moving the rear clamp backwards B53.05.09 150.00 \$

BATTERY



36 V - 280 Wh (7.8 Ah)
lithium battery (Travel Battery)
– Acc. IATA regulations

900.00 \$

Qty. B26.01.006



36 V – 522 Wh (14.5 Ah) lithium battery

1,365.00 \$

Qty. B26.01.004

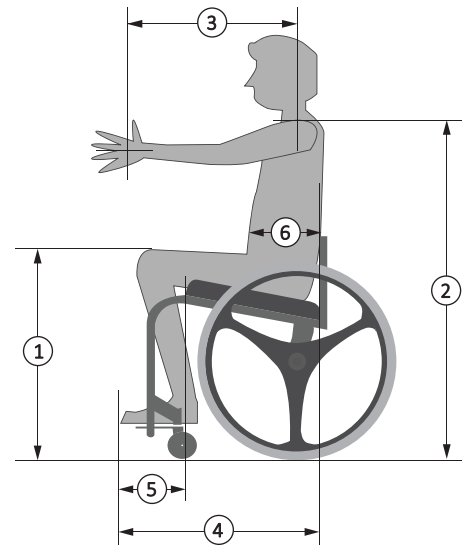
DETAILS OF WHEELCHAIR THE BATEC WILL BE INSTALLED ON

Brand	
Model	
Seat width	CM (exterior distance from tube to seat tube)

⚠ Please refer to the Batec Compatibility Chart to ensure your wheelchair model is compatible, and to check the maximum and minimum measurements allowed

USER DETAILS

User name		
User height		cm
User weight		kg ⚠ Maximum accepted weight 110 kg
1	Knee height	cm (distance from floor – upper edge of knee)
2	Shoulder height	cm (distance from floor – upper edge of shoulder)
3	Length of arms	cm (distance from centre of shoulder – centre of the palm with arm fully extended)
4	Total length	cm (distance from back – tips of toes, with feet as far back as possible for the user)
5	Position of feet	cm (distance from end of seat – end of feet)
6	Width of abdomen	cm (distance from back – abdominal area)



COMMENTS