


The definitive mobility tool:

Batec powered add-on handbikes are a comprehensive solution to your mobility problems:

- ✓ Go from reduced to **augmented mobility**, from needing help to being **independent** and **proactive**.
- ✓ Get **two in one**, without giving up your manual wheelchair.
- ✓ **Overcome obstacles**.
- ✓ Attach our power add-ons in **just seconds** and with **no need for transfers**.
- ✓ Also available for **quadriplegics**.



You **CAN** get used to being in a **wheelchair**



But not to giving up on

LIFE

www.batec-mobility.com

49 Bespoke Inc.
51 Caldari road, Units 6-7B
Concord, Ontario L4K 4G3
W: (416) 661-4499
F: (416) 661-8903
www.49bespoke.com
49@49bespoke.com

BATEC MOBILITY S.L.
R. Carrasco i Formiguera, 3
08192 Sant Quirze del Vallès
(Barcelona) - SPAIN
+34 93 544 2003
info@batec-mobility.com

COMPARE AND CHOOSE


your **Batec** power add-on



A BATEC power add-on for every need

At **Batec Mobility** we have a power add-on for wheelchair for every need:

- 1 **Discover the full range**
- 2 **Compare our models**
- 3 **And choose the one that suits you best!**



ALSO AVAILABLE FOR QUADRIPELGICS

All the models are also available for users with upper limbs affected. They include the **Gas&Brake handlebar** without levers that lets you accelerate and brake with gentle movements.

Request a test drive, no obligation!



Visit our website and ask us for a demonstration with no obligation. We'll be happy to set it up for you and to answer any questions you may have.

BATEC MINI The little big Batec



Maximum speed
20 Km/h

Autonomy
27 km* with the 280-Wh battery
30 km* with the 313-Wh battery
50 km* with the 522-Wh battery

Motor
250 RPM high-torque brushless motor
Nominal Power: 900 W
Peak power: 1050 W
Reverse gear

Battery & Charger
3 options: 280 Wh, 313 Wh, 522 Wh
4A charger

Frame
7005 T6 aluminium
Black 1.1/8 headset

Handlebar
Matte black aluminium handlebar

Brakes
Avid BB5 mechanical brakes
Aluminium brake levers with parking brake
Avid G2 180-mm rotor disc


Wheel
16" ultra-grip tyre
16" black aluminium double-wall rim

Equipment
700-lumen front light
Dual LED tail lights

All-in-one LCD display panel

USB charging port
Horn
-

BATEC URBAN Keep the essentials



Maximum speed
20 Km/h

Autonomy
27 km* with the 280-Wh battery
30 km* with the 313-Wh battery
50 km* with the 522-Wh battery

Motor
200 RPM high-torque brushless motor
Nominal Power: 900 W
Peak power: 1050 W
-

Battery & Charger
3 options: 280 Wh, 313 Wh, 522 Wh
4A charger

Frame
7005 T6 aluminium
Black 1.1/8 FSA Orbit Mx headset



Handlebar
FSA Comet aluminium handlebar

Brakes
Avid BB5 mechanical brakes
Avid FR5 brake levers
Avid G2 180-mm rotor disc

Wheel
20" ultra-grip Maxxis tyre
20" black aluminium double-wall rim

Equipment
200-lumen front light
-
-
-
-
(Optional removable QR weights)

BATEC ELECTRIC The perfect balance



Maximum speed
20 Km/h

Autonomy
27 km* with the 280-Wh battery
30 km* with the 313-Wh battery
50 km* with the 522-Wh battery

Motor
200 RPM high-torque brushless motor
Nominal Power: 900 W
Peak power: 1050 W
-

Battery & Charger
3 options: 280 Wh, 313 Wh, 522 Wh
4A charger

Frame
7005 T6 aluminium
Black 1.1/8 FSA Orbit Mx headset


Handlebar
FSA V-Drive aluminium handlebar

Brakes
Avid BB7 mechanical brakes
Avid Speed Dial 7 Adjustable brake levers
Avid G2 200-mm rotor disc

Wheel
20" ultra-grip Maxxis tyre
20" black aluminium double-wall rim

Equipment
900-lumen front light
Dual LED tail lights
Display panel
Cycle computer
Two USB ports
-
Removable QR weights

BATEC RAPID Surpass your limits



Maximum speed
30 Km/h

Autonomy
20 Km** with the 280-Wh battery
24 Km** with the 313-Wh battery
40 Km** with the 522-Wh battery

Motor
Ultra-fast 300 RPM high-torque brushless motor
Nominal Power: 900 W
Peak power: 1050 W
-

Battery & Charger
3 options: 280 Wh, 313 Wh, 522 Wh
4A charger

Frame
7005 T6 aluminium
White/Black 1.1/8 FSA Orbit Mx headset

Handlebar
FSA K-Force carbon handlebar

Brakes
TRP HY/RD hydraulic brakes
Avid Speed Dial Titanium adjustable brake levers
Avid Centerline 200-mm rotor disc

Wheel
20" ultra-grip Maxxis tyre
20" white/black aluminium double-wall rim

Equipment
900-lumen front light
Dual LED tail lights
Display panel
Cycle computer
Two USB ports
-
Removable QR weights

*Autonomy calculated under the following conditions: 75-kg user, ultra-light wheelchair, flat terrain, no wind and steady speed of 15 km/h. May vary ±20% depending on the battery.
**Autonomy calculated under the following conditions: 75-kg user, ultra-light wheelchair, flat terrain, no wind and steady speed of 20 km/h. May vary ±20% depending on the battery.

All models available with GAS & BRAKE HANDLEBAR without levers for quadriplegics (ask for quotation). May contain typos and may be subject to manufacturer's changes without prior notice.