



BATEC
MOBILITY



CONTENTS

BATEC ELECTRIC	4
BATEC QUAD ELECTRIC	10
BATEC HYBRID	14
BATEC QUAD HYBRID	20
BATEC MANUAL	24
BATEC QUAD MANUAL	30
BATEC SPECIAL EDITIONS	34
COOL BATEC ACCESSORIES	36
Click & Go!	38
Compatibility.....	39
Proprietary technology.....	40
Experiences.....	42
Batec Club.....	43
Social Project	44
Batec of Barcelona.....	45
Customise your Batec	46

© Batec Mobility S. L., 2015 | www.batec-mobility.com

Models: Cristina, Fernando, Pierre, Pablo, Raquel, Ricard, Simon, Ilian, Alba, Carlos, Javier, Joan Lascorz and Óscar Lanza.
Users: Manlio, Bàrbara, Traceyanne, Alain, Salem, Thomas, Maureen, Axel, Chus, Joan, Edser, José Miguel and Val.

Studio photography: Fotoempresas.
Action photography: Virginia Pérez, David Gonzalvo, Alejandro Díaz and Asensi Carricondo.
Design and layout: Cristina Serrano.

Printed in Spain by Mediaactive S. L.

www.49bespoke.com



BATEC ELECTRIC

With BATEC ELECTRIC, you get a 2-in-1 solution: a unique way to revolutionise your mobility outdoors without sacrificing the advantages of a manual wheelchair. This is the definitive mobility tool.

Save time comfortably on short, every-day trips and, in your free time, get out into the countryside, take longer trips, sightsee or just enjoy a pleasant walk.

And, of course, you can disconnect your Batec in just seconds whenever you want to enjoy the comfort of your manual wheelchair thanks to the BATEC EASY-FIX anchor system (Pat. Pend.).





BATEC ELECTRIC

Technical Datasheet

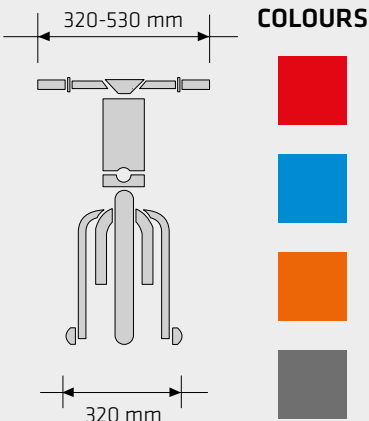
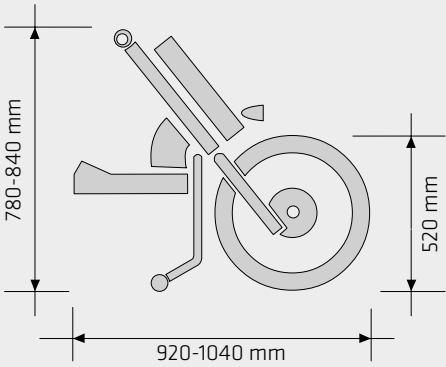


MORE INFO, PICTURES & VIDEOS

SPECIFICATIONS

- MATERIAL: 7005 T6 Aluminium
- MOTOR: 36 V 500 W Brushless
- BATTERY: 11 Ah lithium battery without memory effect with cable-free connection system
- AUTONOMY: 30-50 km, depending on user weight, driving style and terrain
- CHARGER - fast (4 hours)
- TYRES: 20" ultra-grip Maxxis (54-406)
- RIMS: 20" aluminium double-wall
- BRAKES: Shimano 203 mm dual mechanical disc brakes with Shimano Deore levers
- HEADSET: FSA Orbit MX
- HANDLEBAR: FSA V-Drive Lowriser
- BATEC EASY-FIT regulation system (Pat. Pend.)
- BATEC EASY-FIX fast anchor system (Pat. Pend.)
- BATEC SAFE-FEET stand frame (Pat. Pend.)
- FRONT LED LIGHT - 900 lumens, runs off main battery
- DUAL LED TAIL LIGHTS on the stand frame
- DISPLAY PANEL with battery gauge and speed regulator
- CYCLE COMPUTER with LED screen and 4 functions
- TWO USB PORTS
- REMOVABLE QR WEIGHTS for improved traction
- WEIGHT: 14.9 kg (+ 4 kg battery + 5 kg weights)

MEASUREMENTS IN MM



COLOURS



BATEC QUAD ELECTRIC

The definitive mobility tool for those with injuries affecting both upper and lower limbs.

The Gas & Brake handlebar is specially designed for users with injuries affecting the upper limbs, letting you accelerate and brake with gentle movements of the handlebar.

And, of course, you can disconnect your Batec in just seconds whenever you want to enjoy the comfort of your manual wheelchair thanks to the BATEC EASY-FIX anchor system (Pat. Pend.).



BATEC QUAD ELECTRIC

Technical Datasheet



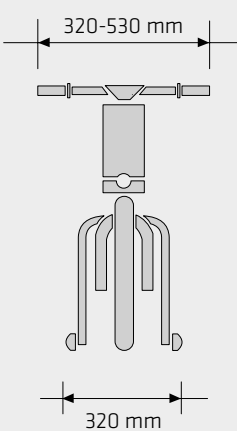
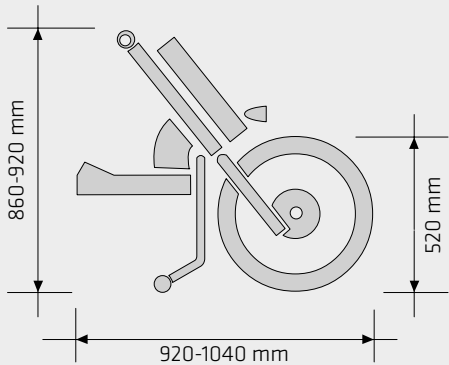
MORE INFO, PICTURES & VIDEOS

SPECIFICATIONS

- MATERIAL: 7005 T6 Aluminium
- MOTOR: 36 V 500 W Brushless
- BATTERY: 11 Ah lithium battery without memory effect with cable-free connection system
- AUTONOMY: 30-50 km, depending on user weight, driving style and terrain
- CHARGER - fast (4 hours)
- TYRES: 20" ultra-grip Maxxis (54-406)
- RIMS: 20" aluminium double-wall
- BRAKES: Shimano 203 dual mechanical disc brakes
- HEADSET: FSA Orbit MX
- GAS & BRAKE HANDLEBAR without levers for quadriplegics

- BATEC EASY-FIT regulation system (Pat. Pend.)
- BATEC EASY-FIX fast anchor system (Pat. Pend.)
- BATEC SAFE-FEET stand frame (Pat. Pend.)
- FRONT LED LIGHT - 900 lumens, runs off main battery
- DUAL LED TAIL LIGHTS on the stand frame
- DISPLAY PANEL with battery gauge and speed regulator
- CYCLE COMPUTER with LED screen and 4 functions
- TWO USB PORTS
- REMOVABLE QR WEIGHTS for improved traction
- WEIGHT: 14.9 kg (+ 4 kg battery + 5 kg weights)

MEASUREMENTS IN MM



COLOURS



BATEC HYBRID

BATEC HYBRID is our electrically assisted attachable handcycle that allows you to do healthy physical exercise without sacrificing the comfort of your manual wheelchair.

All the technology of the BATEC ELECTRIC and the BATEC MANUAL together in one product, making it the equivalent of an electrically assisted cycle. The power of its motor will give you the extra push you need to get wherever you want to go.

And, of course, you can disconnect your Batec in just seconds whenever you want to enjoy the comfort of your manual wheelchair thanks to the BATEC EASY-FIX anchor system (Pat. Pend.).





BATEC HYBRID

Technical Datasheet



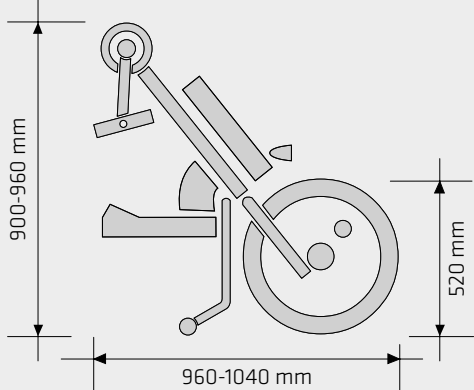
MORE INFO, PICTURES & VIDEOS

SPECIFICATIONS

- MATERIAL: 7005 T6 Aluminium
- MOTOR: 36 V 500 W Brushless
- BATTERY: 11 Ah lithium battery without memory effect with cable-free connection system
- AUTONOMY: 30-50 km, depending on user weight, driving style, terrain and degree of assistance
- CHARGER - fast (4 hours)
- TYRES: 20" ultra-grip Maxxis (54-406)
- RIMS: 20" aluminium double-wall
- GEAR SHIFTER: 8-gear Shimano Alivio
- BRAKES: Shimano 203 mm dual mechanical disc brakes with Shimano Deore levers
- CRANK ARMS: 170 mm Shimano aluminium

- BATEC EASY-FIT regulation system (Pat. Pend.)
- BATEC EASY-FIX fast anchor system (Pat. Pend.)
- BATEC SAFE-FEET stand frame (Pat. Pend.)
- FRONT LED LIGHT - 900 lumens, runs off main battery
- DUAL LED TAIL LIGHTS on the stand frame
- DISPLAY PANEL with battery gauge and speed regulator
- CYCLE COMPUTER with LED screen and 4 functions
- TWO USB PORTS
- REMOVABLE QR WEIGHTS for improved traction
- WEIGHT: 14.9 kg (+ 4 kg battery + 5 kg weights)

MEASUREMENTS IN MM



COLOURS



BATEC QUAD HYBRID

The BATEC HYBRID is also available for users with injuries affecting the upper limbs. Get healthy physical exercise on your own or in good company.

The electrically assisted motor allows you to go up steep inclines at the same speed as someone without a disability would be able to do cycling.

This product's features special equipment including dual back pedal brake with mechanical disc brake, BATEC QUADS GRIPS, BATEC SHIFT LEVER (Pat. Pend.) and the revolutionary BATEC MAGIC LEVER crank arm release system (Pat. Pend.).

And, of course, the BATEC EASY-FIX fast anchor system (Pat. Pend.).



BATEC QUAD HYBRID

Technical Datasheet



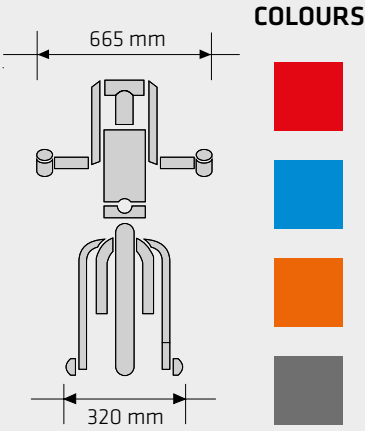
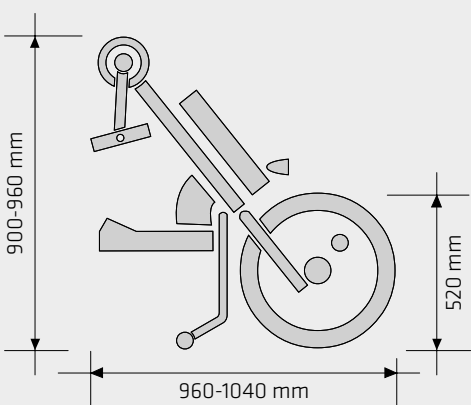
MORE INFO, PICTURES & VIDEOS

SPECIFICATIONS

- MATERIAL: 7005 T6 Aluminium
- MOTOR: 36 V 500 W Brushless
- BATTERY: 11 Ah lithium battery without memory effect with cable-free connection system
- AUTONOMY: 30-50 km, depending on user weight, driving style, terrain and degree of assistance
- CHARGER - fast (4 hours)
- TYRES: 20" ultra-grip Maxxis (54-406)
- RIMS: 20" aluminium double-wall
- GEAR SHIFTER: 8-gear Shimano Alivio
- BATEC SHIFT LEVER (Pat. Pend.)
- BRAKES: Shimano 203 dual back pedal brake with mechanical disc brake
- CRANK ARMS: 170 mm Shimano aluminium

- BATEC QUADS GRIPS
- BATEC MAGIC LEVER crank arm release system (Pat. Pend.)
- BATEC EASY-FIT regulation system (Pat. Pend.)
- BATEC EASY-FIX fast anchor system (Pat. Pend.)
- BATEC SAFE-FEET stand frame (Pat. Pend.)
- FRONT LED LIGHT - 900 lumens
- DUAL LED TAIL LIGHTS on the stand frame
- DISPLAY PANEL with battery gauge and speed regulator
- CYCLE COMPUTER with LED screen and 8 functions
- TWO USB PORTS
- REMOVABLE QR WEIGHTS
- WEIGHT: 19.9 Kg (+ 4 kg battery + 5 kg weights)

MEASUREMENTS IN MM



COLOURS



BATEC MANUAL

BATEC MANUAL is our wheelchair attachable handbike. Attach it to your wheelchair and discover a new way to move about and get exercise.

Thanks to its tight turning angle, you can wander the streets and enjoy even the shortest trips.

And, of course, you can disconnect your Batec in just seconds whenever you want to enjoy the comfort of your manual wheelchair thanks to the BATEC EASY-FIX anchor system (Pat. Pend.).





BATEC MANUAL

Technical Datasheet

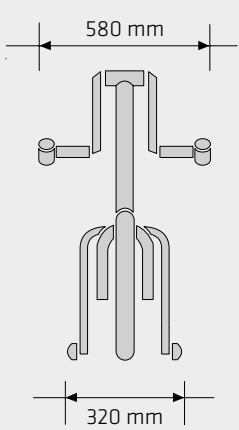
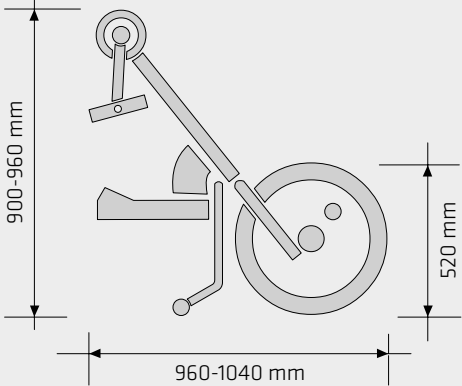


MORE INFO, PICTURES & VIDEOS

SPECIFICATIONS

- MATERIAL: 7005 T6 Aluminium
- TYRES: 20" ultra-grip Maxxis (54-406)
- RIMS: 20" aluminium double-wall
- GEAR SHIFTER: 24-gear Sram Dual Drive (3 hub gears + 8 sprocket gears)
- BRAKES: Shimano 203 mm dual mechanical disc brakes with Shimano Deore levers
- HEADSET: FSA Orbit MX
- CRANK ARMS: 170 mm Shimano aluminium
- BATEC EASY-FIT regulation system (Pat. Pend.)
- BATEC EASY-FIX fast anchor system (Pat. Pend.)
- BATEC SAFE-FEET stand frame (Pat. Pend.)
- FRONT LIGHT with 7 LEDs and 4 functions
- TAIL LIGHT with 2 LEDs and 2 functions
- CYCLE COMPUTER with LED screen and 8 functions
- BOTTLE HOLDER standard
- REMOVABLE QR WEIGHTS for improved traction
- WEIGHT: 13 kg (+ 5 kg weights)

MEASUREMENTS IN MM



COLOURS



BATEC QUAD MANUAL

BATEC MANUAL is also available for users with injuries affecting the upper limbs. Exercise your whole torso.

This products features special equipment including dual back pedal brake with mechanical disc brakes, BATEC QUADS GRIPS and the BATEC SHIFT LEVER (Pat. Pend.).

And, of course, you can disconnect your Batec in just seconds whenever you want to enjoy the comfort of your manual wheelchair thanks to the BATEC EASY-FIX anchor system (Pat. Pend.).



BATEC QUAD MANUAL

Technical Datasheet

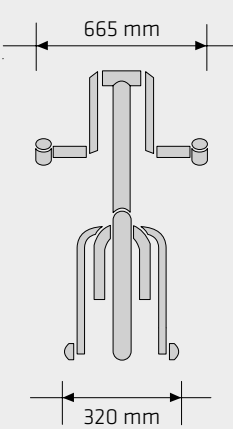
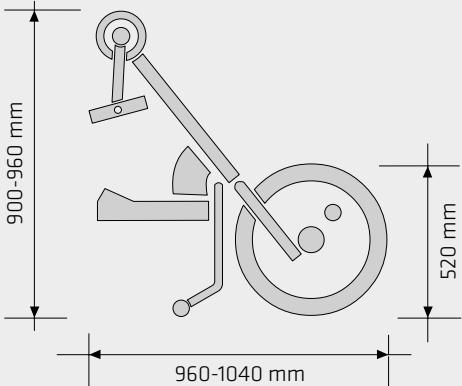


MORE INFO, PICTURES & VIDEOS

SPECIFICATIONS

- MATERIAL: 7005 T6 Aluminium
- TYRES: 20" ultra-grip Maxxis (54-406)
- RIMS: 20" aluminium double-wall
- GEAR SHIFTER: 24-gear Sram Dual Drive (3 hub gears + 8 sprocket gears)
- BATEC SHIFT LEVER (Pat. Pend.)
- BRAKES: Shimano 203 dual back pedal brake with mechanical disc brake
- CRANK ARMS: 170 mm Shimano aluminium
- BATEC QUADS GRIPS
- BATEC EASY-FIX fast anchor system (Pat. Pend.)
- BATEC SAFE-FEET stand frame with wheels and foot-protector plate (Pat. Pend.)
- FRONT LIGHT with 7 LEDs and 4 functions
- TAIL LIGHT with 2 LEDs and 2 functions
- CYCLE COMPUTER with LED screen and 8 functions
- REMOVABLE QR WEIGHTS for improved traction
- WEIGHT: 13 Kg (+ 5 Kg weights)

MEASUREMENTS IN MM



COLOURS



BATEC

SPECIAL EDITIONS

BATEC SPECIAL EDITIONS are comprised of 25 units each with special features.



MORE INFO & PICTURES



COOL BATEC ACCESSORIES

Kit out your Batec with our COOL BATEC ACCESSORIES: exclusive accessories designed specifically for Batec and wheelchair users. Discover them all!



BATEC PICNIC basket

BATEC PICNIC is the basket for your Batec and our sweetest accessory. You can carry everything from a bag to a small pet.



Rucksack BATEC BOSSA

The BATEC BOSSA rucksack is designed specifically for wheelchair users. It has a large capacity and three pockets, but isn't bulky when empty.



Luggage rack BATEC PORTA

BATEC PORTA is the front-mounted luggage rack for your Batec and our most versatile accessory. It allows you to comfortably carry a briefcase, rucksack, bag... anything you need or want.



Off-road wheels BATEC RODES

Equip your wheelchair with these off-road wheels to comfortably travel over irregular surfaces. Plus, the exclusive spreader system gives you a wider base for extra stability and safety.



Smartphone holder

The smartphone holder for your Batec lets you take your device with you and your Batec. Listen to music, use the GPS or hands free... a whole world of possibilities. Plus, with the Batec 2014 you can charge your smartphone using one of the two USB ports that come standard.



MORE INFO & PICTURES



Join the **BATEC CLUB** and get 10% off all the **COOL BATEC ACCESSORIES**. Do it now and start enjoying all the advantages of the CLUB!

BATEC CLUB



CLICK & GO!

Can you imagine turning your wheelchair into a tricycle as easily as someone without a disability gets on and off a cycle or motorbike? Thanks to the BATEC EASY-FIX anchor system (Pat. Pend.) you can connect any of our Batecs to your wheelchair in just seconds.



MORE INFO, PICTURES & VIDEOS



COMPATIBLE

with 99% of wheelchairs
on the market

Here at Batec Mobility we've developed the BATEC DOCKING-BAR (Pat. Pend.), which thanks to its modularity enables Batecs to be installed on 99% of all wheelchairs on the market. This means it adapts to any type of tube and chair, whether fixed or folding frame, with built-in or removable footrests, and fits a wide range of sizes.

Plus, some manufacturers are now offering the option of welding the BATEC DOCKING-BAR (Pat. Pend.) onto the wheelchair frame.



PROPRIETARY TECHNOLOGY

Guided by the principles of universal design, here at Batec Mobility we've developed proprietary technology to create practical, versatile products. We believe that something uncomfortable will just end up forgotten in a corner. This doesn't happen with our Batecs.



BATEC
EASY-FIX
fast anchor
system
(Pat. Pend.)



BATEC
EASY-FIT
regulation
system
(Pat. Pend.).



BATEC
DOCKING-BAR
(Pat. Pend.),
also for
folding chairs.



BATEC
SAFE-FEET
stand frame
(Pat. Pend.)

ADAPTATIONS FOR QUADRIPELGICS



Gas & Brake handlebar
without levers *: lets you
accelerate and brake with
gentle movements of the
handlebar.



BATEC QUAD GRIPS**:
for better hand grip.



BATEC SHIFT LEVER
(Pat. Pend.)**: easily engaged
without removing hands
from the pedals.



BATEC MAGIC LEVER
crank arm release system
(Pat. Pend.)***: with assisted
starting mode so Batec users
can enjoy the zero-effort
mode.

* BATEC QUAD ELECTRIC | ** BATEC QUAD MANUAL and BATEC QUAD HYBRID | *** BATEC QUAD HYBRID

EXPERIENCES

Behind each Batec is a person.

Behind each person, a story.


Here at Batec we want to fill that story with new experiences.

#BatecLifestyle

#BatecPeople

#BatecTeam

#BatecTravels




MORE INFO, PICTURES & VIDEOS



BATEC CLUB

Do you have a Batec? Join BATEC CLUB and enjoy all the advantages.

- Get discounts, deals and exclusive products for BATEC CLUB members
- A 10% discount, for life, on all COOL BATEC ACCESSORIES.
- Discover and share Batec experiences with other users: accessible routes and trips, practical tips for daily life, tricks and funny stories...
- Get all the Batec Mobility news effortlessly in your e-mail inbox.



JOIN HERE!

SOCIAL PROJECT

Batec Mobility is a socially orientated company founded by a group of people with disabilities with the aim of having a positive impact on this very group.

Our greatest impact is on **Batec** users, whose lives we change through improved mobility. We're proud that 94% of our users say that Batec has significantly changed their lives for the better.

Furthermore, **Batec Mobility** also creates jobs for people with disabilities. 50% of our staff is disabled, most with serious disabilities.



MORE INFO, PICTURES & VIDEOS



The nature of this Mediterranean city, which encourages residents to spend time outdoors with friends, inspired us to create **Batec** in order to allow people with disabilities around the world to lead an active, dynamic lifestyle. Barcelona's tradition of industrial design has also greatly influenced us in designing the Batecs, which are in essence useful but also very attractive.



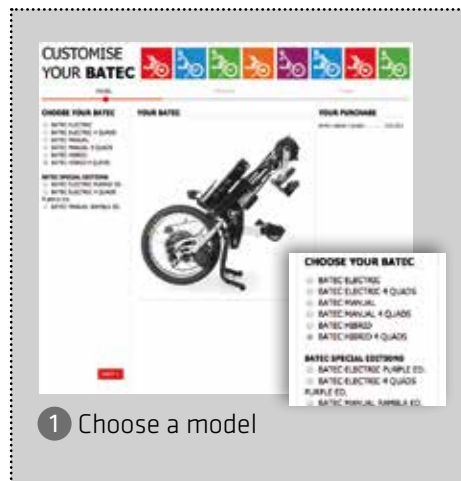
CUSTOMISE YOUR BATEC

Discover our new customisation tool and choose the Batec of your dreams!

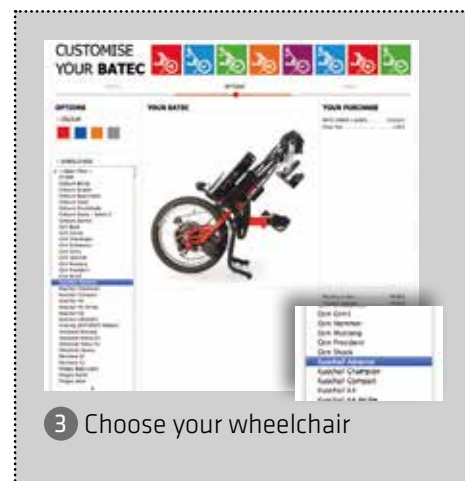
In just five simple steps and only minutes, you can customise your Batec to fit your tastes and needs:



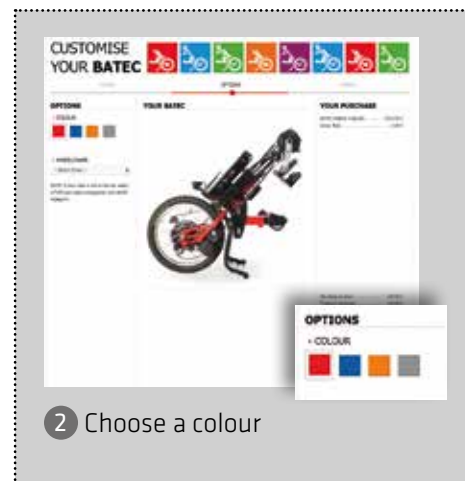
CUSTOMISE YOUR BATEC HERE




1 Choose a model




3 Choose your wheelchair



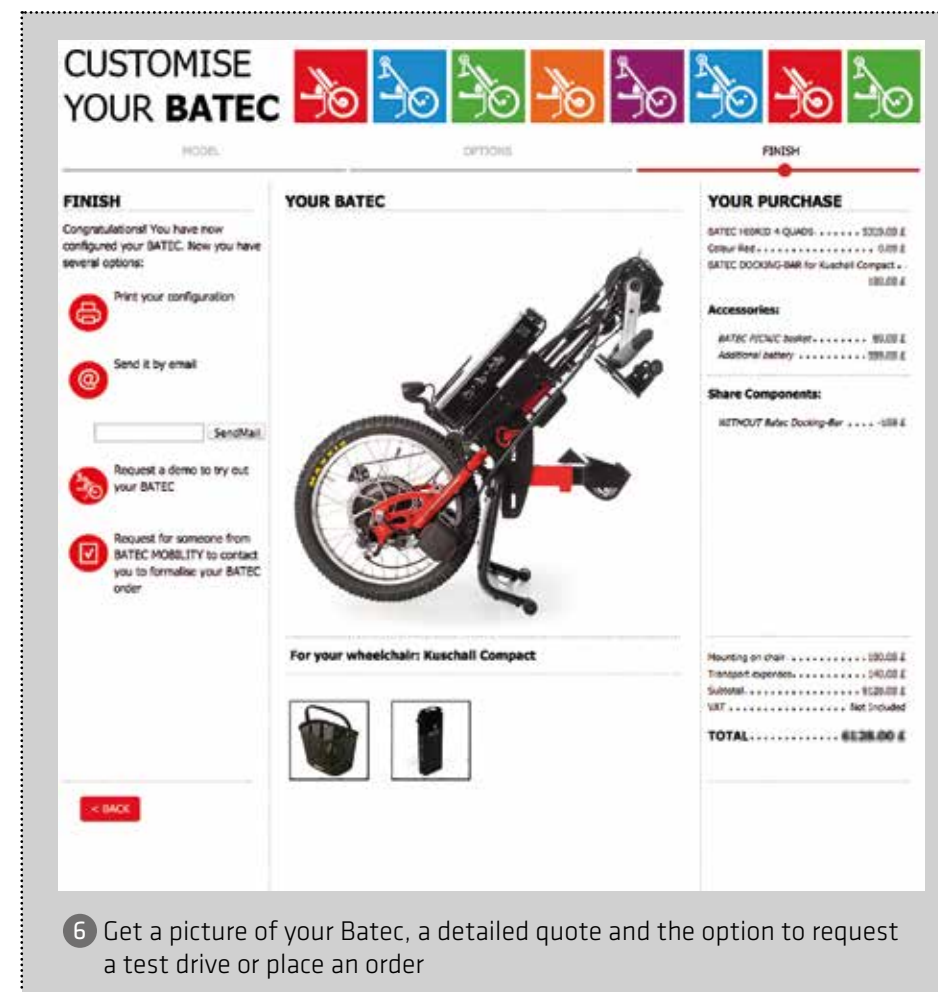
2 Choose a colour



5 If you already have a Batec, choose one of our savings plans



4 Kit out your Batec with the COOL BATEC ACCESSORIES



6 Get a picture of your Batec, a detailed quote and the option to request a test drive or place an order



Created by and for people with disabilities, **Batec Mobility** revolutionises your mobility

www.batec-mobility.com

Distributed in Canada by
49 Bespoke Inc.
137 Buttermill Avenue
Concord , Ontario L4K 3X5
T: +1-866-827-4548
F: +1-877-731-7745
49@49bespoke.com
www.49bespoke.com

