


**VELOCE**  
 ORDER FORM - CANADA


P.O. number: \* \_\_\_\_\_ Date: \_\_\_\_\_

Company Name: \* \_\_\_\_\_ Phone: \* \_\_\_\_\_

Ordered by: \* \_\_\_\_\_

Clinician/Sales rep: \_\_\_\_\_

Email: \_\_\_\_\_

Marked for: \_\_\_\_\_

Ship to: \* \_\_\_\_\_

Name: \_\_\_\_\_

Address: \_\_\_\_\_

City: \_\_\_\_\_ Prov: \_\_\_\_\_

Postal Code: \_\_\_\_\_

Phone: \_\_\_\_\_

\* Required MA080 English Manual (STD) MA081 Manuel Français Taxes not included

MODEL								
1	WC20	Ultralight VELOCE Wheelchair (265 lb weight limit)				WM0001029/WAMZ	\$4 495	<input type="checkbox"/>
2	WC09	HD Heavy Duty package (350 lb weight capacity)				WAMF	\$170	<input type="checkbox"/>
3	WC10	E-Motion adaptor Kit (2 adaptors) - Only necessary with 6° camber					\$30	<input type="checkbox"/>
SEAT WIDTH <sup>3</sup>								
4	SW	Seat width:	14" <input type="checkbox"/>	15" <input type="checkbox"/>	16" <input type="checkbox"/>	17" <input type="checkbox"/>	18" <sup>2</sup> <input type="checkbox"/>	NC <input type="checkbox"/>
5	SW	Seat width:	19" <sup>2</sup> <input type="checkbox"/>	20" <sup>2</sup> <input type="checkbox"/>				WAMA \$338 <input type="checkbox"/>
SEAT DEPTH								
6	SD	Seat depth:	14" <sup>1</sup> <input type="checkbox"/>	15" <sup>1</sup> <input type="checkbox"/>	16" <input type="checkbox"/>	17" <input type="checkbox"/>	18" <input type="checkbox"/>	NC <input type="checkbox"/>
7	SD	Seat depth:	19" <input type="checkbox"/>	20" <input type="checkbox"/>				WAMB \$255 <input type="checkbox"/>

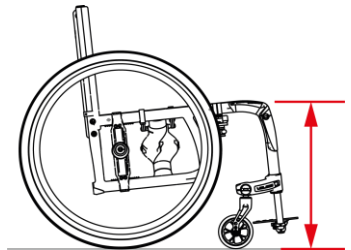
1- Depth achieved with shorter seat sling. 2- Available with HD option 3- Width calculator

FRAME LENGTH								
8	SP01	Standard frame length configuration <sup>1</sup>						STD <input type="checkbox"/>
9	SP02	Frame length 1" longer than standard configuration						NC <input type="checkbox"/>
10	SP03	Frame length 2" longer than standard configuration						NC <input type="checkbox"/>
11	SP04	Frame length 1" shorter than standard configuration						NC <input type="checkbox"/>
12	SP05	Frame length 2" shorter than standard configuration						NC <input type="checkbox"/>

1- Distance of 4.37" from seat end to bend

**FRONT Seat-to-floor height**

Caster sizes	Height available +- 1/4"	Specify desired height:  _____ (inches)
3" Caster	14" to 21"	
4" Caster	14.5" to 21"	
5" Caster	15.5" to 21"	
6" Caster	16.5" to 21" (N/A with 90° front frame)	



CASTERS										
13	CA01	Composite wheel w/ PU tire (1" width)				3" <input type="checkbox"/>	4" <input type="checkbox"/>	5" <input type="checkbox"/>	6" <input type="checkbox"/>	NC <input type="checkbox"/>
14	CA10	Pneumatic casters 6" x 1 1/4"								\$160 <input type="checkbox"/>
15	CA14	Newton UltraCaster Soft-Roll Composite				4" x 1 1/2"				\$98 <input type="checkbox"/>
16	CA15					5" x 1 1/2"				\$98 <input type="checkbox"/>
17	CA16					6" x 1 1/2"				\$98 <input type="checkbox"/>
18	CA17					4" x 1 1/2"				\$175 <input type="checkbox"/>
19	CA18	Newton UltraCaster Soft-Roll Aluminum				5" x 1 1/2"				\$185 <input type="checkbox"/>
20	CA19					6" x 1 1/2"				\$195 <input type="checkbox"/>
CASTER OPTIONS										
21	CA13	Carbon fiber Frog Legs suspension forks (Not available with caster pin locks)								\$489 <input type="checkbox"/>

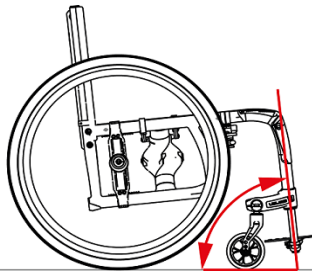
## Veloce - REAR Seat-to-floor Height

WHEEL SIZES	Height available	
22" wheel <input type="checkbox"/>	13 1/2 to 18 1/4	Specify desired height: <hr style="border: 0; border-top: 1px solid black; margin: 5px 0;"/>
24" wheel <input type="checkbox"/>	14 1/2 to 19 1/4	
25" wheel <input type="checkbox"/>	15 to 19 3/4	
26" wheel <input type="checkbox"/>	15 1/2 to 20 1/4	

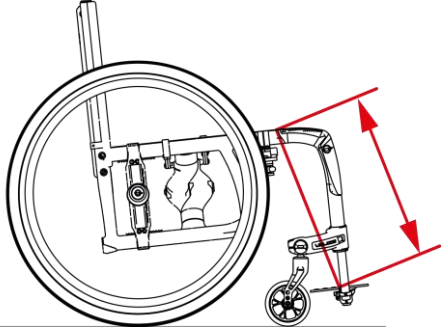
*Configuration used: 1" seat slope with a center of gravity at 2"*

*Note: Tire size, center of gravity setting and seat slope may result in a variation of +/- 1/2" of selected seat to floor height"*

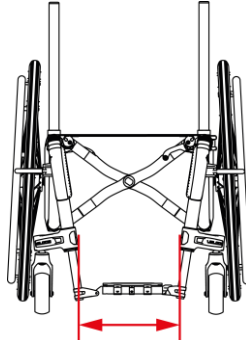
### FRONT FRAME ANGLE

22	FA70	70° Front frame angle		NC	<input type="checkbox"/>
23	FA75	75° Front frame angle		NC	<input type="checkbox"/>
24	FA80	80° Front frame angle		NC	<input type="checkbox"/>
25	FA85	85° Front frame angle		NC	<input type="checkbox"/>
26	FA90	90° Front frame angle		NC	<input type="checkbox"/>

### SEAT TO FOOTREST HEIGHT

<b>Set Length to:</b> <sup>1</sup>		<i>Length must be at least 1 3/4" shorter than front seat-to-floor height</i>	
1 - + or - 1/2 inches			
			

### Footrest width / Taper selection

Seat Width	Straight <sup>1</sup>	1" Taper	
Outside Measurement	2 1/2" Narrower than Seat Width	4 1/2" Narrower than Seat Width	
14"	11.5"	9.5"	
15"	12.5"	10.5"	
16"	13.5"	11.5"	
17"	14.5"	12.5"	
18"	15.5"	13.5"	
19"	16.5"	14.5"	
20"	17.5"	15.5"	

*1- May have interference with auto-folding and flip-up footplates*

FOOTPLATES						
27	FP06	One piece adjustable angle flip-up ( <i>Aluminum</i> )		WAMJ / SEFND0015	STD	<input type="checkbox"/>
28	FP07	One piece adjustable angle flip-up ( <i>Carbon fiber with rubber inserts</i> )		WAMJ / SEFND0015	\$450	<input type="checkbox"/>
29	FP28	One piece auto-folding adjustable angle ( <i>Aluminum</i> )			\$360	<input type="checkbox"/>
30	FP29	One piece auto-folding adjustable angle ( <i>Carbon fiber with rubber inserts</i> )			\$440	<input type="checkbox"/>
31	FP02	Newton adjustable angle footplate ( <i>Composites - Two piece</i> )			\$145	<input type="checkbox"/>
32	FP03	Newton adjustable angle ( <i>Aluminum - Two piece</i> )			\$165	<input type="checkbox"/>
33	FP04	Newton adjustable angle footplate ( <i>Carbon fiber with rubber inserts - Two piece</i> )			\$380	<input type="checkbox"/>
FOOTPLATE ACCESSORIES						
34	FP08	Length adjustable heel loop ( <i>not available with one piece footplate</i> )			NC	<input type="checkbox"/>
35	FP09	Calf strap		SEFND0010	\$52	<input type="checkbox"/>
36	FP30	Bodypoint Aeromesh Padded calf strap			\$129	<input type="checkbox"/>

Back canes fixed height without push handle										
STRAIGHT BACK										
37	BC03	Ultralight <b>fixed height</b> carbon fiber back cane <sup>1</sup>	9" <input type="checkbox"/>	12" <input type="checkbox"/>	15" <input type="checkbox"/>	18" STD <input type="checkbox"/>	21" <input type="checkbox"/>		NC	<input type="checkbox"/>
38	BC04	<b>8° bend fixed height</b> carbon fiber back cane <sup>1</sup>	13 ½" <input type="checkbox"/>	15" <input type="checkbox"/>	18" STD <input type="checkbox"/>				\$155	<input type="checkbox"/>

1 - Not compatible with push handles

Back canes, height adjustable, with option										
FIXED ANGLE BACK										
39	BC06	<b>Straight</b> carbon fiber back cane	9 - 12" <input type="checkbox"/>	12 - 15" <input type="checkbox"/>	15 - 18" <input type="checkbox"/>	18 - 21" <input type="checkbox"/>	STD		NC	<input type="checkbox"/>
40	BC08	<b>8° bend</b> Carbon fiber back cane	13 ½ - 15" <input type="checkbox"/>	15 - 18" <input type="checkbox"/>	18 - 21" <input type="checkbox"/>	STD			\$155	<input type="checkbox"/>
ADJUSTABLE ANGLE BACK - STRAIGHT CANES										
41	BC09	<b>Angle adjustable Straight</b> carbon fiber back cane	12 - 15" <input type="checkbox"/>	15 - 18" <input type="checkbox"/>	18 - 21" <input type="checkbox"/>	STD			\$309	<input type="checkbox"/>
42	BC10	<b>Angle adjustable 8° bend</b> carbon fiber back cane	13 ½ - 15" <input type="checkbox"/>	15 - 18" <input type="checkbox"/>	18 - 21" <input type="checkbox"/>	STD			\$360	<input type="checkbox"/>
43		Select back cane angle:	85° <sup>1</sup> <input type="checkbox"/>	90° <input type="checkbox"/>	95° STD <input type="checkbox"/>	100° <input type="checkbox"/>	105° <input type="checkbox"/>	110° <input type="checkbox"/>		
<b>Set height to:</b> <sup>2</sup>		<i>(measured from seat sling to top of back upholstery)</i>								
PUSH HANDLE OPTION										
44	PH01	Push handles							STD	<input type="checkbox"/>
45	PH05	Fold down push handles <sup>3,5</sup>							\$150	<input type="checkbox"/>
46	PH06	Clamp on height adjustable push handle <sup>3,4,5</sup>	9 - 20" STD <input type="checkbox"/>	9-23" <input type="checkbox"/>					\$325	<input type="checkbox"/>
47	PH02	Without push handles							NC	<input type="checkbox"/>

1 - Not available with a 8 degree bend cane    2 - If not indicated, default height setting is at the lowest position    3 - 265 pounds weight limit

4 - Not compatible with swing away armrests and 8° bend back canes

5 - Not compatible with stroller handle, stabilizer bar, headrest and attendant lock

BACK UPHOLSTERY										
48	BH07	Slip-on Active-Mesh back upholstery							NC	<input type="checkbox"/>
49	BH08	Adjustable tension Active-Mesh back upholstery						WAMD/WAME	\$245	<input type="checkbox"/>
50	BH99	Omit Back upholstery							STD	<input type="checkbox"/>
RIGID BACK										
51		NXT back series					See pricelist p.7			<input type="checkbox"/>

SEAT CUSHION										
52	SC01	2" Cushion							\$175	<input type="checkbox"/>
53	SC02	3" Cushion							\$195	<input type="checkbox"/>
54	SC99	Omit seat cushion							STD	<input type="checkbox"/>
55		NXT FIT cushion series					See pricelist p.7			<input type="checkbox"/>

Rear wheels												
ONE ARM DRIVE <sup>1</sup> Only available with Newton One rear wheels with Aluminum, Plastic coated Handrims												
56	HR22	One arm drive <sup>2,3</sup>	24"	left <input type="checkbox"/>	right <input type="checkbox"/>			WAML	\$1 395	<input type="checkbox"/>		
57	HR98	Omit handrim on opposite side of the One Arm Drive (OAD)							NC	<input type="checkbox"/>		
REAR WHEELS												
58	RW01	Mag <sup>4</sup>	22" <input type="checkbox"/>	24" <input type="checkbox"/>					\$129	<input type="checkbox"/>		
59	RW02	Newton One - spoke wheel <sup>5</sup>	22" <input type="checkbox"/>	24" <input type="checkbox"/>					NC	<input type="checkbox"/>		
60	RW03	Newton Gravity - ultralight wheel	22" <input type="checkbox"/>	24" <input type="checkbox"/>	25" <input type="checkbox"/>	26" <input type="checkbox"/>			\$360	<input type="checkbox"/>		
61	RW04	Spinerigy Spox	22" <input type="checkbox"/>	24" <input type="checkbox"/>	25" <input type="checkbox"/>	26" <input type="checkbox"/>			\$800	<input type="checkbox"/>		
62		Spinerigy Spox spokes colors <sup>6</sup> <b>Blk STD</b> <input type="checkbox"/>	Wht <input type="checkbox"/>	Blue <input type="checkbox"/>	Red <input type="checkbox"/>	Yel <input type="checkbox"/>			NC	<input type="checkbox"/>		
63	RW05	Spinerigy LX	22" <input type="checkbox"/>	24" <input type="checkbox"/>	25" <input type="checkbox"/>	26" <input type="checkbox"/>			\$995	<input type="checkbox"/>		
64		Spinerigy LX spokes colors <sup>6</sup> <b>Blk STD</b> <input type="checkbox"/>	Pur <input type="checkbox"/>	Wht <input type="checkbox"/>	Blue <input type="checkbox"/>	Red <input type="checkbox"/>	Yel <input type="checkbox"/>	Pink <input type="checkbox"/>	Grn <input type="checkbox"/>	Org <input type="checkbox"/>	NC	<input type="checkbox"/>
65	RW07	Spinerigy CLX Carbon Blade		24" <input type="checkbox"/>	25" <input type="checkbox"/>				\$1 540	<input type="checkbox"/>		
66		Spinerigy CLX spokes colors <sup>6</sup> <b>Blk STD</b> <input type="checkbox"/>	Pur <input type="checkbox"/>	Wht <input type="checkbox"/>	Blue <input type="checkbox"/>	Red <input type="checkbox"/>	Yel <input type="checkbox"/>	Pink <input type="checkbox"/>	Grn <input type="checkbox"/>	Org <input type="checkbox"/>	NC	<input type="checkbox"/>
TIRES Available												
67	TI01	Soft Urethane 1 1/4"					22" 24"		NC	<input type="checkbox"/>		
68	TI02	Soft Urethane knobby 1 3/8"					22", 24", 25", 26"		\$110	<input type="checkbox"/>		
69	TI04	Soft Urethane - Shox 1"					22", 24", 25", 26"		\$130	<input type="checkbox"/>		
70	TI05	Pneumatic 1 3/8"					22", 24", 25", 26"		NC	<input type="checkbox"/>		
71	TI08	Pneumatic with Airless insert 1 3/8"					22", 24"		\$215	<input type="checkbox"/>		
72	TI06	Pneumatic HP - 1"					22", 24", 25", 26"		\$110	<input type="checkbox"/>		
73	TI07	Pneumatic HP - Schwalbe Marathon Plus 1"					24", 25", 26"		\$190	<input type="checkbox"/>		

1- Offered with handrims on each side of the wheelchair

2- Only standard handrim position available

3- Not available with HD option

4 - Not compatible with HP tires ; Only available with aluminum or plastic coated handrim in standard position

5 - Not compatible with Shox tires

6 - Colour spokes require an additional 10 days lead-time

Handrims											
HANDRIM											
74	HR01	Aluminum anodized							STD	<input type="checkbox"/>	
75	HR02	Plastic coated <sup>3</sup>						WAMO	\$160	<input type="checkbox"/>	
76	HR03	Q-Grip High friction Neoprene coated <sup>1,2,3</sup>						WAMO	\$430	<input type="checkbox"/>	
77	HR07	Newton Air Grip <sup>1</sup> <b>Black</b> <input type="checkbox"/>						WAMO	\$150	<input type="checkbox"/>	
78	HR08	Newton Air Grip <sup>1</sup> (08) Sunkissed Orange <input type="checkbox"/>	(09) Burgundy <input type="checkbox"/>	(10) Sapphire Blue <input type="checkbox"/>	(11) Monster Green <input type="checkbox"/>	(12) Charcoal <input type="checkbox"/>	(13) Fuchsia <input type="checkbox"/>	(14) Steel Blue <input type="checkbox"/>	WAMO	\$330	<input type="checkbox"/>
		(15) Ferrari Red <input type="checkbox"/>	(16) Acid Green <input type="checkbox"/>	(17) White <input type="checkbox"/>	(18) Sky Blue <input type="checkbox"/>						
79	HR28	Surge <sup>1,2,3</sup> (1-1/2" Oval handrim w/ Gripton high friction strip)							\$470	<input type="checkbox"/>	
80	HR05	Surge LT <sup>1,2,3</sup> (1-1/8" Oval handrim w/ Gripton high friction strip)							\$500	<input type="checkbox"/>	
81	HR04	Natural Fit <sup>1,2,3</sup>							\$310	<input type="checkbox"/>	
82	HR99	Omit handrim							NC	<input type="checkbox"/>	

1 - Not available with Mag wheels or OAD

2 - Not available in 20"

3- Only standard handrim position available

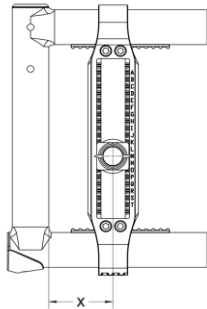
Handrims option										
Assembly position for aluminum and Newton AirGrip handrims										
83	HR29	Standard Handrim position	Full tab						STD	<input type="checkbox"/>
84	HR30	Narrow Handrim position	Short tab 2 positions						\$25	<input type="checkbox"/>
85	HR31	Super Narrow Handrim	Short tab 2 positions STD <input type="checkbox"/>	Short tab 1 position <input type="checkbox"/>					\$25	<input type="checkbox"/>
Thumb piece <sup>4</sup> selection Natural Fit handrims										
86	HR23	Standard grip							\$190	<input type="checkbox"/>
87	HR27	Super grip							\$220	<input type="checkbox"/>
88	HR099	Omit thumb piece							NC	<input type="checkbox"/>

4- Compatible with Surge, Surge LT handrims

AXLE										
89	AX01	Quick release axle						WAMU	STD	<input type="checkbox"/>
90	AX03	Quad release axle						WAMU	\$170	<input type="checkbox"/>

REAR WHEEL CAMBER										
91	CM00	0° camber							STD	<input type="checkbox"/>
92	CM03	3° camber							NC	<input type="checkbox"/>
93	CM06	6° camber							\$80	<input type="checkbox"/>

**CENTER OF GRAVITY**



**Choose position of rear wheel axle plate:**

Measure distance X from front of back post to center of axle receiver.

X =	Most stable								Most responsive				
	1"	1/4"	1/2"	3/4"	2"	1/4"	1/2"	3/4"	3"	1/4"	1/2"	3/4"	4"
	<input type="checkbox"/>	<input type="checkbox"/>	<input type="checkbox"/>	<input type="checkbox"/>	<input type="checkbox"/>	<input type="checkbox"/>	<input type="checkbox"/>	<input type="checkbox"/>	<input type="checkbox"/>	<input type="checkbox"/>	<input type="checkbox"/>	<input type="checkbox"/>	<input type="checkbox"/>

**If not indicated, default setting is at 1.5"**

Possible conflict between a seat depth under 16" and a center of gravity over 2.5".

Possible conflict between a 26" rear wheel and a center of gravity over 2.5".

If a configuration issue arises due to the choice of the Center Of Gravity (COG) Motion Composites reserves the right to reduce or increase the COG to the closest position.

**WHEEL LOCK**

94	WL08	Newton wheel lock - push to lock										STD	<input type="checkbox"/>
95	WL02	Pull to lock										NC	<input type="checkbox"/>
96	WL04	Newton grade aid push to lock (suggested with pneumatic or high pressure tire)									WAMR	\$175	<input type="checkbox"/>
97	WL13 WL14	6" removable extension handle										\$67	<input type="checkbox"/>
98	WL05	Scissor Lock										\$175	<input type="checkbox"/>
99	WL99	Omit wheel locks										NC	<input type="checkbox"/>

**Armrests**

FLIP BACK ARMREST (Convertible to "T" armrest) <sup>1</sup>			Height Adjustment		Removable function			
100	AR01	10" Desk Length	8 - 12" <input type="checkbox"/> STD	10 - 14" <input type="checkbox"/>	Locked <input type="checkbox"/>	Unlocked <input type="checkbox"/> STD	\$380	<input type="checkbox"/>
101	AR02	14" Full Length	8 - 12" <input type="checkbox"/> STD	10 - 14" <input type="checkbox"/>	Locked <input type="checkbox"/>	Unlocked <input type="checkbox"/> STD	\$380	<input type="checkbox"/>
"T" ARMREST <sup>1</sup>			Height Adjustment					
102	AR03	10" Desk Length	8 - 12" <input type="checkbox"/> STD	10 - 14" <input type="checkbox"/>			\$360	<input type="checkbox"/>
103	AR04	14" Full Length	8 - 12" <input type="checkbox"/> STD	10 - 14" <input type="checkbox"/>			\$360	<input type="checkbox"/>
SWING AWAY ARMREST <sup>2</sup>			Height Adjustment					
104	AR05	Tubular arm pad	8 - 11"				\$295	<input type="checkbox"/>
105	AR06	10" Desk length arm pad	8 - 11"				\$295	<input type="checkbox"/>
GEL ARM PAD <sup>3</sup>								
106	AR12	14" Full Length Arm Pad - Gel Ovation				SEAND0030	\$150	<input type="checkbox"/>
107	AR99	Omit armrest					NC	<input type="checkbox"/>

1 - May have a 1/2" adjustment restriction on both limits of the range    2 - Could interfere with some rigid back rests    3 - Not available with swing away armrest

**SIDE GUARDS (not available with Flip Back and "T" Armrest)**

108	SG01	Plastic side guards (removable)				WAMV	\$225	<input type="checkbox"/>
109	SG02	Carbon fiber side guards (fixed)				WAMV	\$255	<input type="checkbox"/>
110	SG03	Carbon fiber side guards (removable)				WAMV	\$295	<input type="checkbox"/>
111	SG06	Plastic fender side guards (removable) <sup>1</sup>				WAMV	\$320	<input type="checkbox"/>
112	SG04	Carbon fiber fender side guards (removable)				WAMV	\$495	<input type="checkbox"/>
113	SG99	Omit side guard					NC	<input type="checkbox"/>

**SIDE GUARDS OPTION**

114	SG07	Side guards clip (pair) <sup>2</sup>				New	NC	<input type="checkbox"/>
-----	------	--------------------------------------	--	--	--	-----	----	--------------------------

1 - Not compatible with 20" and 22" rear wheels    2 - Not available with fixed carbon fiber side guard

**POSITIONING BELT**

115	SB01	Velcro adjustable	Standard 35" <input type="checkbox"/>	Long 60" <input type="checkbox"/>			\$45	<input type="checkbox"/>
116	SB02	Auto buckle	Standard 35" <input type="checkbox"/>	Long 60" <input type="checkbox"/>			\$55	<input type="checkbox"/>
117	SB07	Hardware attachment for 2 point seatbelt (1 pair)					NC	<input type="checkbox"/>
118	SB03	Additional hardware for 2 extra attachment points (needed for the 4 point seat belt) (1 pair)					\$13	<input type="checkbox"/>
119	SB04	BodyPoint Hip Belt - 2 point not padded		Medium 56" <input type="checkbox"/> Long 61" <input type="checkbox"/>			\$82	<input type="checkbox"/>
120	SB05	BodyPoint Hip Belt - 2 point padded	Small 51" <input type="checkbox"/>	Medium 56" <input type="checkbox"/> Long 61" <input type="checkbox"/>		SERND0030	\$170	<input type="checkbox"/>
121	SB06	BodyPoint Hip Belt - 4 point padded	Small 51" <input type="checkbox"/>	Medium 56" <input type="checkbox"/> Long 61" <input type="checkbox"/>		SERND0020	\$195	<input type="checkbox"/>
122	SB08	BodyPoint EVOFLEX® Positioning Belt Rehab latch and Band Clamps		Medium 18" <input type="checkbox"/> Long 24" <input type="checkbox"/>			\$324	<input type="checkbox"/>
123	A6SB99	Omit positioning belt					STD	<input type="checkbox"/>

**HEADREST <sup>1</sup>**

124	AC01	Profiled Headrest	Small (3.5"X6") <input type="checkbox"/>	Medium (4.5"X7") <input type="checkbox"/>	Large (5.5"X8") <input type="checkbox"/>		\$205	<input type="checkbox"/>
125	AC28	Headrest mounting hardware with stabiliser bar <sup>1</sup>					\$338	<input type="checkbox"/>

1 - Only available with push handles

ACCESSORIES												
126	AC03	Anti tippers								\$115	<input type="checkbox"/>	
127	AC27	Tip assist <sup>1</sup>								\$60	<input type="checkbox"/>	
128	AC05	WC-19 Transit Tie Down w/Q'straint belt <sup>2</sup>	Short belt 20-41" <input type="checkbox"/>	Long belt 20-46" <input type="checkbox"/>						\$345	<input type="checkbox"/>	
129	AC06	Cane carrier	Left <input type="checkbox"/>	Right <input type="checkbox"/>						\$105	<input type="checkbox"/>	
130	AC08	Spoke guards <sup>3</sup>	Available: 22", 24", 26"						WAMP		\$145	<input type="checkbox"/>
131	AC10	Seat pouch								\$95	<input type="checkbox"/>	
132	AC26	BodyPoint Mobility Bag								\$135	<input type="checkbox"/>	
133	AC23	Newton Backpack								\$120	<input type="checkbox"/>	
134	AC12	Velcro Closing Strap								\$50	<input type="checkbox"/>	
135	AC13	Tool kit								\$50	<input type="checkbox"/>	
136	AC16	Motion Composites Polo Shirt	W/S <input type="checkbox"/>	W/M <input type="checkbox"/>	W/L <input type="checkbox"/>					\$32	<input type="checkbox"/>	
			M/S <input type="checkbox"/>	M/M <input type="checkbox"/>	M/L <input type="checkbox"/>	M/XL <input type="checkbox"/>	M/XXL <input type="checkbox"/>	M/XXXL <input type="checkbox"/>	M/XXXXL <input type="checkbox"/>			

1 - Cannot be combined with Anti Tippers    2 - May interfere with swing away armrest and Clamp on height adjustable push handle; Not available with HD option


3 - Not available with Mag wheels and Spinergy

CARBON FIBER FINISH WITH DECALS											
137	FC	Highlight color:	(10) Ferrari Red	(11) White <input type="checkbox"/>	(12) Black <input type="checkbox"/>	(13) Sunkissed Orange <input type="checkbox"/>				NC	<input type="checkbox"/>
			(14) Sky Blue <input type="checkbox"/>	(15) Fuchsia <input type="checkbox"/>	(16) Acid Green <input type="checkbox"/>						
<b>TOTAL</b>											


Notes :



BioFit™ CUSHION


	MODEL #	Fits Width	Depth	\$	✓	MODEL #	Fits Width	Depth	\$	✓
	NXCABF1616	15"-16"	16"	595		NXCABF2016	19" - 20"	16"	595	
	NXCABF1618	15"-16"	18"	595		NXCABF2018	19" - 20"	18"	595	
	NXCABF1620	15"-16"	20"	595		NXCABF2020	19" - 20"	20"	625	
	NXCABF1816	17"-18"	16"	595		NXCABF2216	21" - 22"	16"	625	
	NXCABF1818	17"-18"	18"	595		NXCABF2218	21" - 22"	18"	625	
	NXCABF1820	17"-18"	20"	595		NXCABF2220	21" - 22"	20"	625	

THORACIC SHAPE



**Optima™**  
THORACIC BACK SUPPORT  
CARBON FIBRE SHELL (WEIGHT SAVINGS – 1lb)

Model # Carbon Fibre	Model # Aluminum	Fits Width	Height	\$ Carbon	✓	\$ Aluminum	✓
	NOACB1307	13"-15"	7"			690	
	NOACB1309	13"-15"	9"			690	
	NOACB1313	13"-15"	13"			690	
	NOACB1316	13"-15"	16"			690	
	NOACB1407	14"-16"	7"			690	
NOCFACB1409	NOACB1409	14"-16"	9"	1095		690	
NOCFACB1413	NOACB1413	14"-16"	13"	1095		690	
NOCFACB1416	NOACB1416	14"-16"	16"	1095		690	
	NOACB1507	15"-17"	7"			690	
NOCFACB1509	NOACB1509	15"-17"	9"	1095		690	
NOCFACB1513	NOACB1513	15"-17"	13"	1095		690	
NOCFACB1516	NOACB1516	15"-17"	16"	1095		690	
	NOACB1607	16"-18"	7"			690	
NOCFACB1609	NOACB1609	16"-18"	9"	1095		690	
NOCFACB1613	NOACB1613	16"-18"	13"	1095		690	
NOCFACB1616	NOACB1616	16"-18"	16"	1095		690	
	NOACB1707	17"-19"	7"			690	
NOCFACB1709	NOACB1709	17"-19"	9"	1095		690	
NOCFACB1713	NOACB1713	17"-19"	13"	1095		690	
NOCFACB1716	NOACB1716	17"-19"	16"	1095		690	
	NOACB1807	18"-20"	7"			690	
NOCFACB1809	NOACB1809	18"-20"	9"	1095		690	
NOCFACB1813	NOACB1813	18"-20"	13"	1095		690	
NOCFACB1816	NOACB1816	18"-20"	16"	1095		690	
	NOACB2007	20"-22"	7"			690	
NOCFACB2009	NOACB2009	20"-22"	9"	1095		690	
NOCFACB2013	NOACB2013	20"-22"	13"	1095		690	
NOCFACB2016	NOACB2016	20"-22"	16"	1095		690	



**Optima™ DEEP**  
THORACIC BACK SUPPORT  
CARBON FIBRE SHELL (WEIGHT SAVINGS – 1lb)

Model # Carbon Fibre	Model # Aluminum	Fits Width	Height	\$ Carbon	✓	\$ Aluminum	✓
	NOPCB1307	13"-15"	7"			690	
	NOPCB1309	13"-15"	9"			690	
	NOPCB1313	13"-15"	13"			690	
	NOPCB1316	13"-15"	16"			690	
	NOPCB1407	14"-16"	7"			690	
NOCFPCB1409	NOPCB1409	14"-16"	9"	1195		690	
NOCFPCB1413	NOPCB1413	14"-16"	13"	1195		690	
NOCFPCB1416	NOPCB1416	14"-16"	16"	1195		690	
	NOPCB1507	15"-17"	7"			690	
NOCFPCB1509	NOPCB1509	15"-17"	9"	1195		690	
NOCFPCB1513	NOPCB1513	15"-17"	13"	1195		690	
NOCFPCB1516	NOPCB1516	15"-17"	16"	1195		690	
	NOPCB1607	16"-18"	7"			690	
NOCFPCB1609	NOPCB1609	16"-18"	9"	1195		690	
NOCFPCB1613	NOPCB1613	16"-18"	13"	1195		690	
NOCFPCB1616	NOPCB1616	16"-18"	16"	1195		690	
	NOPCB1707	17"-19"	7"			690	
NOCFPCB1709	NOPCB1709	17"-19"	9"	1195		690	
NOCFPCB1713	NOPCB1713	17"-19"	13"	1195		690	
NOCFPCB1716	NOPCB1716	17"-19"	16"	1195		690	
	NOPCB1807	18"-20"	7"			690	
NOCFPCB1809	NOPCB1809	18"-20"	9"	1195		690	
NOCFPCB1813	NOPCB1813	18"-20"	13"	1195		690	
NOCFPCB1816	NOPCB1816	18"-20"	16"	1195		690	
	NOPCB2007	20"-22"	7"			690	
NOCFPCB2009	NOPCB2009	20"-22"	9"	1195		690	
NOCFPCB2013	NOPCB2013	20"-22"	13"	1195		690	
NOCFPCB2016	NOPCB2016	20"-22"	16"	1195		690	

BACK SUPPORT HARDWARE OPTIONS

All backs come STANDARD with QuickRelease Mounting Hardware. The following are fixed hardware options available at no charge when ordered with a back support.

Model #	DESCRIPTION	WEIGHT OF HARDWARE ONLY	✓
	QuickFit Quick Release Hardware System	STANDARD (2 LBS)	STANDARD
NIB-1642	Micro Mount 2 point fixed hardware. Back width needs to match chair width	Weight savings of 1.4 lb over STANDARD	
NIB-1207	2 point fixed hardware. Width expandable to fit 3 sizes of chair	Weight savings of 1.0 lb over STANDARD	

ALL PRICES QUOTED IN CDN. PRICES ARE SUBJECT TO CHANGE WITHOUT NOTICE.

For additional NXT models, sizes and hardware not shown, please refer to the complete NXT Seating Order Form at [www.motioncomposites.com](http://www.motioncomposites.com)